

# ROCK LAB

1. TO THE BEST OF YOUR ABILITY,  
DRAW THE FOLLOWING THIN  
SECTIONS.
2. BASED ON YOUR KNOWLEDGE OF  
E.S., LABEL THEM AS ONE OF THE  
THREE TYPES OF ROCKS.
3. WRITE A SENTENCE SUPPORTING  
YOUR IDENTIFICATION




# ROCK LAB

4. FOLD A BLANK PIECE OF UNLINED PAPER HORIZONTALLY IN THIRDS.


5. WRITE YOUR NAME, LAB # AND TABLE 2 ON TOP OF PAGE

6. DRAW A 6 CM X 6 CM SQUARE IN EACH FOLDED SECTION.

7. DRAW THIN SECTIONS, LABEL AND WRITE SENTENCES.


Name	Lab#	Table 2
		
		
6 cm		6 cm

# THIN SECTION A



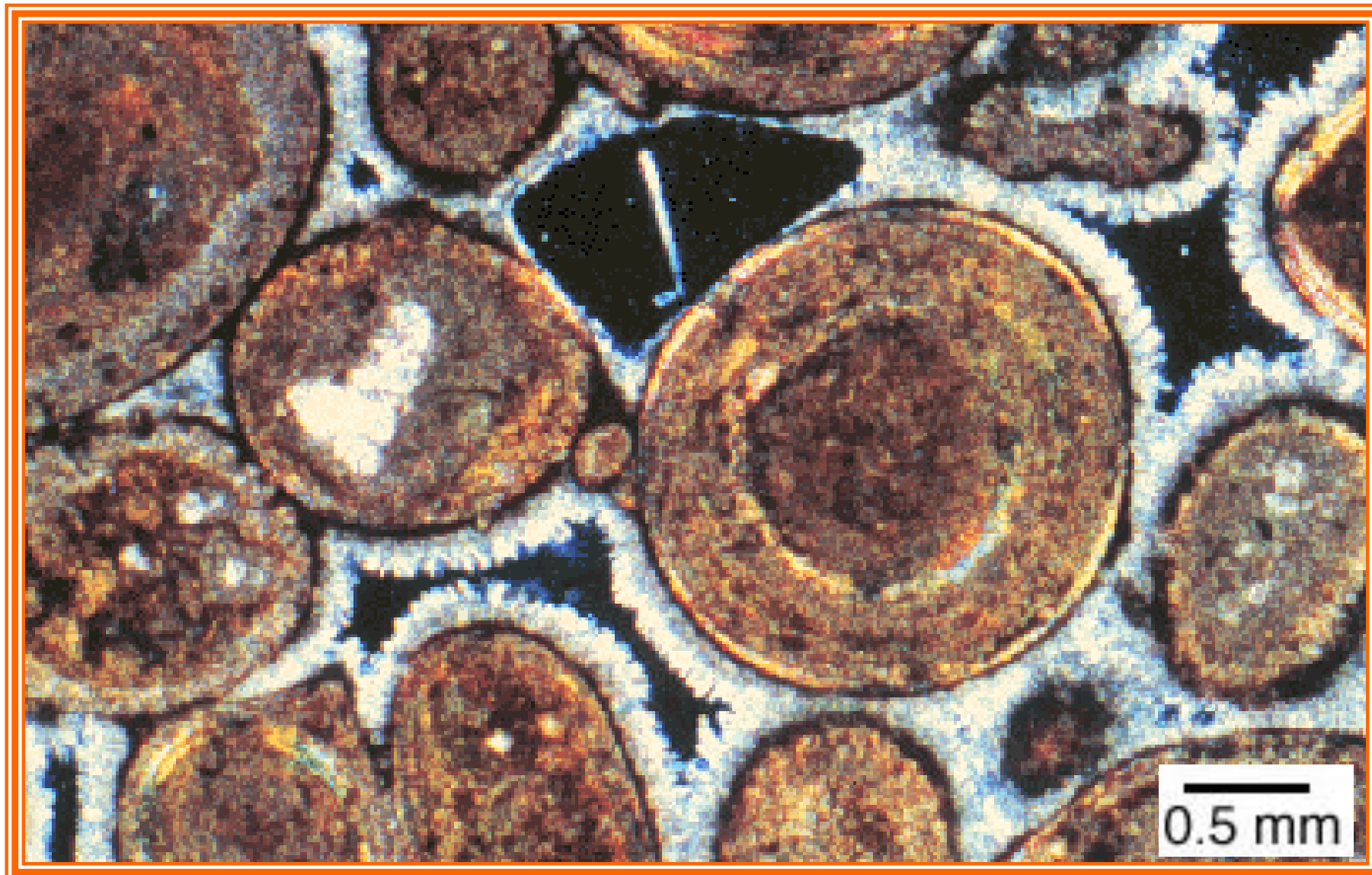
Thin section A is a \_\_\_\_\_ rock because it (shows/has ....)

# THIN SECTION B



Thin section B is a \_\_\_\_\_ rock because it (shows/has ....)

# THIN SECTION C



Thin section C is a \_\_\_\_\_ rock because it (shows/has ....)